

TECHNICAL SPECIFICATION

# DEAKIN'S COSTA HALL

DEAKIN UNIVERSITY WATERFRONT CAMPUS  
CORNER BROUGHAM & CUNNINGHAM STREETS  
GEELONG, VICTORIA 3220


geelong  
arts  
centre



CREATIVE VICTORIA

# CONTENTS

Venue Overview.....	3
Auditorium Seating .....	3
Production Desk Positions .....	3
Access For Scenery.....	4
Loading Dock And Parking .....	4
Required Truck Information.....	4
Load Limits.....	5
Fire Safety.....	5
Electrical Safety .....	5
Rigging Infrastructure .....	6
General .....	6
Rigging Points (Audio).....	6
Overhead Truss System (Lighting & Staging).....	6
Dimensions.....	7
Proscenium.....	7
Stage Depth.....	7
Stage Width .....	7
Stage Surface .....	7
Stage Height.....	7
Stage Trap.....	7
Stage Machinery.....	8
Fly Bars.....	8
Orchestra Reflection Panels.....	8
Access Equipment.....	8
Stage Drapes.....	8
Legs .....	8
Borders .....	8
Tabs.....	8
Cyclorama.....	8
Scrims .....	8
House Tabs & House Tab Border.....	8
Stage Management Control Desk .....	9
Sound Facilities .....	9
Loudspeaker System .....	9
Drive & Control .....	9
Mixing Console.....	9
Monitors .....	9
Microphones .....	10
Cabling Infrastructure.....	10
Audio Power .....	10



Lighting Facilities.....	11
Main Lighting Control Desk .....	11
DMX Reticulation .....	11
Dimmers .....	11
Front Wash Lighting Positions .....	11
Stage .....	11
Luminaire Allocation .....	12
Lighting Power .....	12
Anciliary Patching .....	13
Projection Facilities.....	13
Dressing Rooms & Facilities .....	14
Additional Equipment .....	14
Outside Broadcast Facilities.....	14
Contacts.....	15

# VENUE OVERVIEW

Sit back, relax, and enjoy the show in one of 1,421 seats at iconic waterfront entertainment venue, Costa Hall.

Step inside one of Geelong's renowned old woolstores, now converted into a modern state-of-the-art concert auditorium. Witness the biggest Australian and global acts from glorious rock tributes to pop sensations, classical masterpieces and magnificent musical theatre productions.

Only a ten minute stroll from Geelong Arts Centre, Deakin University's Costa Hall is a perfect venue for entertainment producers, conference organisers, local schools and community events.

## AUDITORIUM SEATING

Capacity	1,421
With Choir stalls seats (rear of stage)	1527
Stalls	859
Balcony	336
Choir Stalls	81
Side Balcony - East	113
Side Balcony - West	113



## PRODUCTION DESK POSITIONS

A fixed position to facilitate production equipment and operation is located at Rear Stalls Centre. Removal of any additional seating must be confirmed prior to tickets going on sale.

Fixed Production Desk position is located at the following location:

Rear Stalls Centre: U16-25 & T16-25



# ACCESS FOR SCENERY

A ramp leading up to the dock door is accessible from Cunningham Street, on the eastern side of

Ramp Height	Max Vehicle Height	4.4m
	Weight Limit	30 Tonne
Scenery Dock Doors (above Ramp Level)		0.35m
Scenery Dock Doors	Height	2.65m
	Width	3.6m
Scenery Dock to Stage	Height	2.65m
	Width	2.2m

# LOADING DOCK & PARKING

Geelong Arts Centre staff must be present when vehicles arrive.

The loading dock has a 1 hour loading zone for all vehicles. On street parking is available. We advise you to remove your vehicle as soon as possible after unloading as Deakin University security staff will enforce the 1 hour limit. Deakin Security will only allow 1 large vehicle at a time through the automated bollards located at the bottom of loading dock ramp.

Geelong Arts Centre must be informed of all vehicle weight and sizes a minimum of 2 weeks prior to arrival. If this information is not received, then dock/venue access will not be granted.

## REQUIRED VEHICLE INFORMATION

Vehicle Type (eg Toyota Hiace Van)

Rego (if know)

## REQUIRED TRUCK INFORMATION

Length & Size of Truck (eg 45ft Pantech)

Weight of Truck with load (eg 21T)











Truck Type (eg Cab-Over)

Axle Grouping Type (eg 3x Axle on Trailer, 2x Truck Rear Axles, 1x Front Steering Axle)



## LOAD LIMITS

All hirers and users must comply with the load limits provided in the below chart:

TRUCK TYPE	LOAD LIMIT PER AXLE AND MAX LOADING	
Dual Axle Rigid	5t Per Axle = 10t Total	 2 Axle Rigid Truck
Tri Axle Rigid	5t Single Front, 7t Dual Rear Axle = 12t Total	 3 Axle Rigid Truck
4 Axle Rigid	5t Single Front, 9t Tri Rear Axle = 14t Total	 4 Axle Rigid Truck
4 Axle Twin Steer Rigid	7t Per Dual Axle = 104t Total	 4 Axle Twinsteer Rigid Truck
5 Axle Twin Steer Rigid	7t Dual Front, 9t Tri Rear Axle = 16t Total	 5 Axle Twinsteer Rigid Truck
Tri Axle Semitrailer	5t Per Single Axle = 15t Total	 3 Axle Semitrailer
4 Axle Semitrailer	5t Per Single Front, 7t Dual Rear Axle = 17t Total	 4 Axle Semitrailer
5 Axle Semitrailer	5t Per Single Front, 9t Tri Rear Axle = 19t Total	 5 Axle Semitrailer
5 Axle Semitrailer	5t Cab Front, 7t Dual Drive & Rear Axle = 19t Total	 5 Axle Semitrailer
6 Axle Semitrailer	5t Cab Front, 7t Dual Drive, 9t Tri Rear Axle = 21t Total	 6 Axle Semitrailer

## FIRE SAFETY

Neither Pyrotechnics or the use of Naked Flame are permitted in this venue. Additionally, all scenery and staging elements must be adequately flame retardent.

Note: In the event Smoke Isolation is required, request must be submitted no later than 72hrs prior to the event.

## ELECTRICAL SAFETY

All electrical equipment must display a current Test Tag.

# RIGGING INFRASTRUCTURE

## GENERAL

Following a recent review of Load Bearing capacity of the Costa Hall Trussing system, it is recognised that there are significant limitations on the loads (both live & distributed) that may be imposed on the truss. The information provided below regarding Rigging Points & the Overhead Truss System must be strictly adhered to. Management reserves the right to refuse any unsafe work practises regarding the load/s stipulated below.

## RIGGING POINTS (AUDIO)

2 points across the Stage with a WLL of 600kg each.

## OVERHEAD TRUSS SYSTEM (LIGHTING & STAGING)

Truss 1: SWL of 59kg/m

Truss 3: SWL of 66kg/m

Truss 2: SWL of 61kg/m

Truss 4: SWL of 102kg/m



# DIMENSIONS

## PROSCENIUM

Nil

## STAGE DEPTH

**11.7m**

standard position

Front edge of stage to upstage sliding panels

**15.2m**

with Trust stage extension

Front edge of thrust stage to sliding panels

**3.8m**

ceiling height 2.4m in this area

Crossover sliding doors to rear wall

## STAGE WIDTH

**22.0m**

Width at front edge of stage

**19.0m**

Width at downstage acoustic panels

**18.0m**

Width at centre stage acoustic panels

**17.0m**

Width at upstage acoustic panels

**16.0m**

Width at rear sliding panels

## STAGE SURFACE

Rake — Nil

Material — Tongue Oiled Timber (matte finish)

Wings — Ply-cover over flush with stage surface painted flat black Stage floor SWL 765kg/m<sup>2</sup>

All flush

## STAGE HEIGHT

Variable, CLS heavy duty 500mm C-C square box truss suspended off 4 x chain hoists per truss. Maximum out dead 9.5m (see Lighting Facilities: Stage, Page 11)

## STAGE TRAP

Nil

# STAGE MACHINERY

## FLY BARS

Nil

## ORCHESTRA REFLECTION PANELS

The venue is equipped with acoustic timber baffles, located as follow:

Suspended above stage	9 in total
Suspended above stalls	2 in total – 1 x OP and 1 x Prompt
Stage-Wing Edge (Rotating)	6 in total – 3 x OP and 3 x Prompt

## ACCESS EQUIPMENT

JLG 25AM – vertical mast lift (Platform Capacity: 160kg. Max Platform Height: 7.67m)

# STAGE DRAPES

The venue has no masking in its standard configuration.

Masking can be provided by the venue, additional charges may apply.

## LEGS

Three pair, varied drop (9.5m, 9.3m, 9.1m) x 4m wide

Material: Black wool 550gsm, slight fullness

## BORDERS

Four of 1.5m drop x varied width (22m x 1, 19m x 3)

Material: Black wool 550gsm, no fullness

## TABS

Two pair, varied drop (9.1m & 8.9m) x 11.0m wide

Material: Black wool 550gsm, slight fullness

## CYCLORAMA

One white 8.8m drop x 15.0m wide

Material: White Filled Shark Tooth

## SCRIMS

Nil

## HOUSE TABS & HOUSE TAB BORDER

Nil



# STAGE MANAGEMENT CONTROL DESK

- Paging and programme relay to Greenroom and Orchestra Dressing Room
- Talkback communication to all production areas
- House light control
- Stage work lights, backstage blue/white lights control

The Stage Manager's Control system may be operated from DSPS or DSOP

CCTV monitoring of stage is available at both the DSPS and DSOP Control positions. It is also available at the following locations:

- Green Room and Stage Door
- Foyer (Adjacent to Doors 1, 2 & 3)

## SOUND FACILITIES

### LOUDSPEAKER SYSTEM

This system consists of the following components:

- 1 x L-Acoustics dV-Sub - Flown L/R Arrays (per side)
- 9 x L-Acoustics dV-DOSC - Flown L/R Arrays (per side)
- 2 x Quest QM12MP - Centre Balcony Delays
- 2 x Quest QS150i - Side Balcony Fills
- 2 x Tannoy CPA-12 - In Fill
- 2 x Tannoy CPA-5 - Front Fill
- 2 JBL double 18" Subwoofer - additional ground subs, available on request

### DRIVE & CONTROL

Dolby Lake Processor

Lab Gruppen FP-10,000 Q amplifiers

### MIXING CONSOLE

Allen & Heath dLive S5000

1x Allen & Heath DM48 MixRack

### MONITORS

6x DB technologies DM12s

2x RCF NX15-SMA

4x Sennheiser EK 2000 IEM's (available at an additional cost, additional available subject to availability)

2x Sennheiser SR 2050 IEM transmitters (4 stereo or 8 mono)

## MICROPHONES

4x Shure SM58

4x Shure Beta 58A

4x Shure SM57

2x Austrian Audio CC8

4x Rode NT5

1x Shure Beta 57A

2x Sennheiser e609

4x Sennheiser e904

1x Audix D6

2x Electro-Voice N/D468

2x AKG C391 B

4x Radial J48

4x Radial JDI

1x Radial USB-Pro DI

2x Shure MX418 Lectern

## WIRELESS MICROPHONES

Wireless microphones with advance notice and additional cost

1x Shure Axient Digital AD4Q (4x channels) - available on request at additional cost.

4x Shure Axient Digital AD2/B58A handheld

4x Sennheiser ew 500-965 G3 handheld

4x Sennheiser ew SK 500 G3 bodypack with JAG IMX6A

## PLAYBACK

Apple Mac Studio with QLab 5 Audio & Video licences

## CABLING INFRASTRUCTURE

36 channel multicore in parallel rear stalls to audio rack located stage-left wing.

Provided 3pin XLR and power packer

## AUDIO POWER

2 x 30 amp 5 pin circuits are available for audio.

A 100 amp supply is available for wire-in upon request, additional charges apply.

# LIGHTING FACILITIES

## MAIN LIGHTING CONTROL DESK

Grand MA XT. includes 15 motorised faders, 60 playbacks, 8,192 control parameters, 6x DMX outputs and 1x DMX input, 3x etherCON connectors, 3x USB 2.0 connectors, 2x USB 3.0

- Keyboard and mouse

## DMX RETICULATION

ELC DLN3S are available to 12 areas

- 5 for front wash
- 1 on each truss
- 3 at stage level
- 1 in Dimmer room

Portable nodes available

## DIMMERS

Digital Dimmers:

- 8 x LSC Gen VI 12 channel Dimmers/distro wall mounted – 2.4kw Dimmers
- 2 x LSC Gen VI 12 Channel Dimmer/distro portable for stage
- 2 x LSC 8-Way Data Splitters

TOTAL AVAILABLE DIGITAL DIMMERS: 120

## FRONT WASH LIGHTING POSITIONS

- 5x positions front of house accessible via catwalks
- 2x positions equipped with a Jands JLX6 lighting bar & motorised pile wind hoist (H250 P-V) capable of lowering to auditorium level for loading



## STAGE

Onstage there are four flown lighting trusses.

Each truss is a chain motor-driven CLS heavy duty 500mm C-C square box truss.

Truss 1: 21.0m wide – SWL 59kg/m	30 x 10amp Sub Patch Circuits (#s 1-30)
Truss 2: 18.0m wide – SWL 61kg/m	30 x 10amp Sub Patch Circuits (#s 31-60)
Truss 3: 17.0m wide – SWL 66kg/m	30 x 10amp Sub Patch Circuits (#s 61-90)
Truss 4: 15.0m wide – SWL 102kg/m	30 x 10amp Sub Patch Circuits (#s 91-120)

Truss 1 is 0.8m from front edge of stage to the upstage truss cord

Truss 2 is 4.1m from front edge of stage to the upstage truss cord

Truss 3 is 8.4m from front edge of stage to the upstage truss cord

Truss 4 is 11.3m from front edge of stage to the upstage truss cord

Each truss is fitted with an ELC DMX Node (with 2 universes) and 1 x additional CAT5e patch point.

## LUMINAIRE ALLOCATION

48x ETC ColourSource PAR (90W LED)

30x Robert Juliat 360 Fresnel (360W LED)

2x Robert Juliat OZ Followspot (600W LED)

18x ETC Source Four Series 2 Lustr (167W LED) with 10° lens.

## MOVING LIGHTS

8x Robe Robin DL4X profiles (subject to availability, at additional cost)

8x Robe Robin 600 washes (subject to availability, at additional cost)

## HAZE

1x Swefog Ultimate 3000 (available at additional cost)

2 x Unique 2.1 (subject to availability, at additional cost)

## LIGHTING POWER

Catwalk	1 x 40 amp 5 pin
Stage	2 x 40 amp 5 pin
Dimmer Room	14 x 40 amp 5 pin
Foyer	1 x 40 amp 5 pin
Stage Wire in only, additional charges apply	1 x 160 amp

Numerous 10, 15 and 20 amp circuits throughout building

Refer to the standard lighting layout for additional information



# ANCILLIARY PATCHING

Category 6 data cabling is available at the following locations, with the main patch bay located in the Dimmer Room:

LOCATION	OUTLET NUMBERS	NUMBER OF OUTLETS
Truss 1	TR 1-2	2
Truss 2	TR 3-4	2
Truss 3	TR 5-6	2
Truss 4	TR7-8	2
Prompt Side Equipment Rack	9-12	4

# PROJECTION FACILITIES

A projection system is available at additional cost with the following equipment:

- 1 x Barco UDX-4K32 Projector
  - 1 x TLD+ 1.5-2.0:1 Lens
  - 1 x 7m x 4.5m fast-fold screen
- Rigged from truss 4

## Vision Playback Equipment

- 1 x Roland XS-83H Vision Mixer.
- 1 x QLAB Vision Playback



# DRESSING ROOMS & FACILITIES

The Dressing Rooms are located on two levels. The Female & Male Dressing Rooms are located off the prompt corner at stage level, as is the Green Room.

Dressing Rooms 1-4 are located above stage level and are accessed via a stairwell located in the upstage opposite prompt corner.

## DRESSING ROOM – NUMBERS AND FACILITIES

ROOM NO.	BASINS	W.C's	SHOWERS	MAKE-UP MIRRORS
Female	2 + Disabled	3 + Disabled	1	3
Male	2 + Disabled	3 + Disabled	1	2
1	1	1	1	1
2	1	1	1	1
3	1	1	1	1
4	1	1	1	1

The venue has no onsite washing/drying facilities.

Also available:

- 1 x Ironing Boards
- 1 x Steam Iron

# ADDITIONAL EQUIPMENT

Geelong Arts Centre can supply a wide range of additional equipment that is not fitted as standard (subject to additional charges and availability). Please contact the Technical Department for further information.

# OUTSIDE BROADCAST FACILITIES

Sealed ports for cable runs onstage to OB van at dock. Please discuss your requirements with the Technical Operations Department.


# CONTACTS

Please refer all queries to [production@geelongartscentre.org.au](mailto:production@geelongartscentre.org.au)

Ben Van Dillen  
Technical Operations Manager  
P: (03) 5225 1267  
M: 0412 296 441  
[benvd@geelongartscentre.org.au](mailto:benvd@geelongartscentre.org.au)

Alex Malibu  
Production Coordinator  
P: (03) 5225 1219  
[malibu@geelongartscentre.org.au](mailto:malibu@geelongartscentre.org.au)

Ross Aitkenhead  
Production Coordinator  
P: (03) 5225 1236  
[ross@geelongartscentre.org.au](mailto:ross@geelongartscentre.org.au)



Date: 07/01/2025 Version: v2025.1

Updated By: Ben Van Dillen, Alex Malibu, Ross Aitkenhead